

OAKLAND CUSD #5

**1<sup>ST</sup> GRADE**  
**APRIL 27-MAY 1, 2020**

RACHEL WRIGHT

Week of  
April 27-May 1



1st Grade

Subject	Choice 1	Choice 2	Choice 3
Reading	Read the worksheet <b>Fact or Opinion</b> complete the fact and opinion section at the bottom	Read Greedy Little Bunny- practice reading with expression (change your voice to show feeling) Read 2 or 3 times. Complete the visualize section of the worksheet	Read <i>Greedy Little Bunny</i> - complete the worksheet Scrambled Up Poems- Reread the poem for fluency
Math	Complete Drops in the Bucket #31 and #32	Complete <i>Popcorn for Sale</i> and <i>Plenty of Popcorn</i>	Daily Math #28 Monday-Friday
Writing	Be a Copycat! Use your very best handwriting.	Opinion Writing- Do you like Tacos or Hot Dogs- try to write small enough so you can give at least 2 reasons.	Let's Have Some Fun! Write a story about the adventure that you take Miss Wright on!
Phonics	Read Greedy Little Bunny- Complete Rhyme Time section.	Complete Spring Compound Words worksheet- make a flower of your choice	Complete plural endings -s, -es page 149 now look at the list I made and make a list of objects on your own.
Choice	Complete a round of extra math every day this week!	Scholastic News- Making Ice Cream	Daily Language Review #17 Monday-Friday



# Fact or Opinion

Read the story. Color the facts and opinions correctly.

Spring is the most beautiful season of the year. The days get warmer and longer. Flowers start to bloom. Planting flowers is very hard work. It is the perfect time to fly a kite because it is breezy. Easter is my favorite holiday in spring.

Name \_\_\_\_\_

Color the facts red. Color the opinions blue.

The days get warmer and longer.

It is the perfect time to fly a kite.

Easter is my favorite holiday in spring.

Spring is the most beautiful season.

Flowers start to bloom.

©cindysaucer

Miss Wright

Reading choice #1

April 27-May 1

Name \_\_\_\_\_

Miss Wright

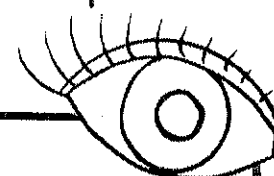
Reading choice #2

April 27-May 1

## Visualize the Poem

Pretend you are the illustrator of this poem.

Draw some key images.



### Greedy Little Bunny

written by: Nicolette Lennert

Get out of my garden  
you greedy little bunny!  
You're making a mess!  
It's really not funny!

Stop chomping my lettuce  
my flowers, and peas!  
Go back in your burrow  
beneath the trees



# Greedy Little Bunny

Miss Wright

Reading choice #3

April 27-May 1


written by: Nicolette Lennert

Get out of my garden  
you greedy little bunny!  
You're making a mess!  
It's really not funny!

Stop chomping my lettuce  
my flowers, and peas!  
Go back in your burrow  
beneath the trees



Reading Choice #3  
Wright 4/27-5/1



# Scrambled UP POEMS

## Greedy Little Bunny

by: Nicolette Lennert

you greedy little bunny!

my flowers, and peas

Stop chomping my lettuce

You're making a mess!

Go back in your burrow

Get out of my garden

beneath the trees

It's really not funny!

Wright

name: \_\_\_\_\_

Reading Choice #3  
4-27/5/1



# Scrambled UP

## POEMS PASTE PAGE

Unscramble the poem. Paste below.

Title of Poem: \_\_\_\_\_

\_\_\_\_\_ 1

\_\_\_\_\_ 2

\_\_\_\_\_ 3

\_\_\_\_\_ 4

\_\_\_\_\_ 5

\_\_\_\_\_ 6

\_\_\_\_\_ 7

\_\_\_\_\_ 8

Name \_\_\_\_\_

Miss Wright

April 27-May 1

Math Level A, Volume 1

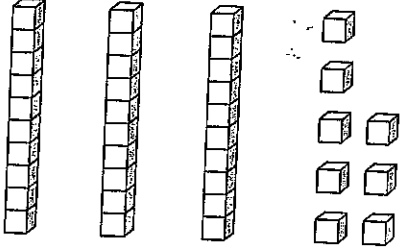
Math choice 1

# BUCKET

Lesson 31

1	17	18	19	_____	_____	_____	_____	24	25	_____
---	----	----	----	-------	-------	-------	-------	----	----	-------

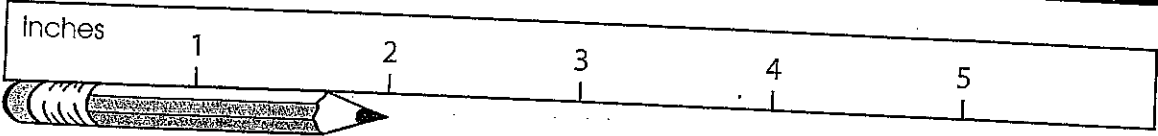
2



\_\_\_\_\_ tens + \_\_\_\_\_ ones

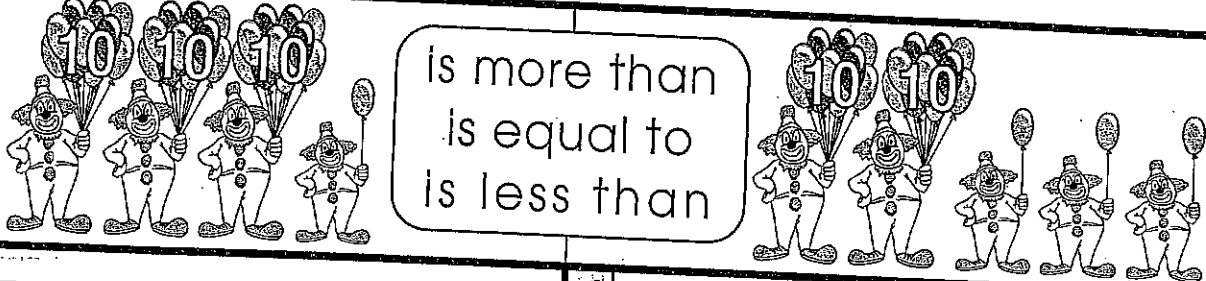
\_\_\_\_\_ + \_\_\_\_\_

3




It is \_\_\_\_\_ inches long.

4



is more than  
is equal to  
is less than

5



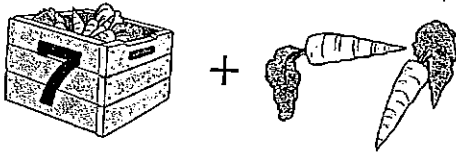
\_\_\_\_\_ + \_\_\_\_\_ = 10

\_\_\_\_\_ + \_\_\_\_\_ = 10

6

$\begin{array}{r} 3 \\ +3 \\ \hline \end{array}$	$\begin{array}{r} 8 \\ -7 \\ \hline \end{array}$	$\begin{array}{r} 3 \\ +2 \\ \hline \end{array}$	$\begin{array}{r} 4 \\ -4 \\ \hline \end{array}$
--	--	--	--


7



\_\_\_\_\_ + \_\_\_\_\_ = \_\_\_\_\_

There are \_\_\_\_\_ carrots in all.

8




$6 - 5 = \underline{\quad}$

We see \_\_\_\_\_ more cup.

9

10 o'clock



10

10 less, 10 more

\_\_\_\_\_ 50 \_\_\_\_\_

Skip Count  
Place Value • Notation  
Measure Length  
Compare Value  
Families, Properties  
Story Problems, + and -  
Time, Tens



Name \_\_\_\_\_

Math Level A, Volume 1

# DROPS IN THE BUCKET

Lesson 3

1

22

23

24

\_\_\_

26

\_\_\_

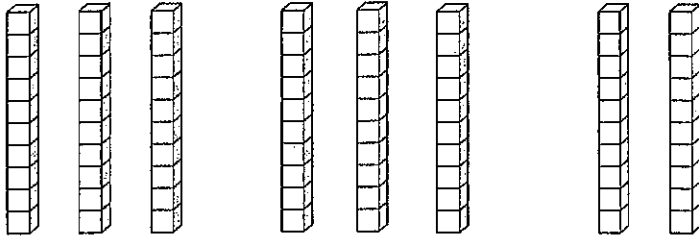
28

\_\_\_

\_\_\_

\_\_\_

2

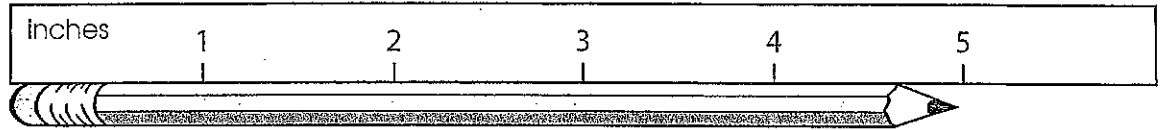


\_\_\_ tens + \_\_\_ ones

\_\_\_ + \_\_\_

\_\_\_\_\_

3

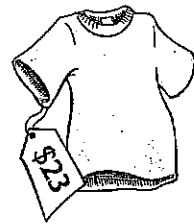


It is \_\_\_ inches long.


4



is more than  
is equal to  
is less than



5



$3 + 3 = \underline{\quad}$

$6 - 3 = \underline{\quad}$

6

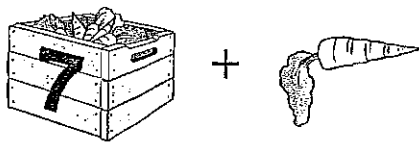
$\begin{array}{r} 9 \\ + 1 \\ \hline \end{array}$

$\begin{array}{r} 7 \\ - 7 \\ \hline \end{array}$

$\begin{array}{r} 5 \\ + 5 \\ \hline \end{array}$

$\begin{array}{r} 6 \\ - 5 \\ \hline \end{array}$

7



\_\_\_ + \_\_\_ = \_\_\_

There are \_\_\_ carrots in all.

8




$6 - 2 = \underline{\quad}$

We see \_\_\_ more mops.

9

5 o'clock



10

10 less, 10 more

\_\_\_ 80 \_\_\_

# Popcorn for Sale


April 27 - May 1

Miss Wright

Math choice 2


Write how many tens and ones.

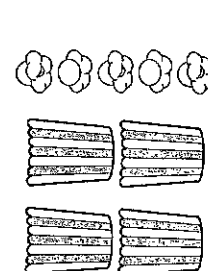
Write the number.

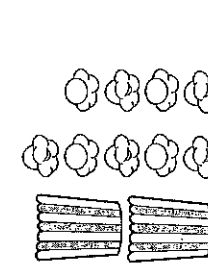


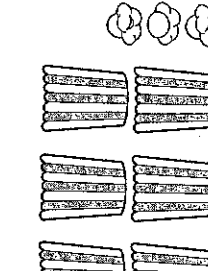
## Key


 — 1 popcorn piece


 — 10 popcorn pieces

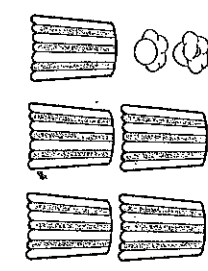
A.  \_\_\_\_\_  
 \_\_\_\_\_ tens \_\_\_\_\_ ones  
 \_\_\_\_\_


B.  \_\_\_\_\_  
 \_\_\_\_\_ tens \_\_\_\_\_ ones  
 \_\_\_\_\_

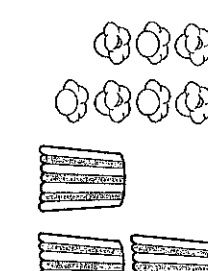
C.  \_\_\_\_\_  
 \_\_\_\_\_ tens \_\_\_\_\_ ones  
 \_\_\_\_\_


D.  \_\_\_\_\_  
 \_\_\_\_\_ tens \_\_\_\_\_ ones  
 \_\_\_\_\_

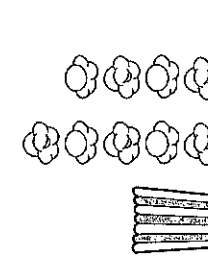
E.  \_\_\_\_\_  
 \_\_\_\_\_ tens \_\_\_\_\_ ones  
 \_\_\_\_\_

F.  \_\_\_\_\_  
 \_\_\_\_\_ tens \_\_\_\_\_ ones  
 \_\_\_\_\_

G.  \_\_\_\_\_  
 \_\_\_\_\_ tens \_\_\_\_\_ ones  
 \_\_\_\_\_

H.  \_\_\_\_\_  
 \_\_\_\_\_ tens \_\_\_\_\_ ones  
 \_\_\_\_\_

I.  \_\_\_\_\_  
 \_\_\_\_\_ tens \_\_\_\_\_ ones  
 \_\_\_\_\_

J.  \_\_\_\_\_  
 \_\_\_\_\_ tens \_\_\_\_\_ ones  
 \_\_\_\_\_

Name \_\_\_\_\_

Miss Wright

Math choice 2 - April 27-May 1 \_\_\_\_\_

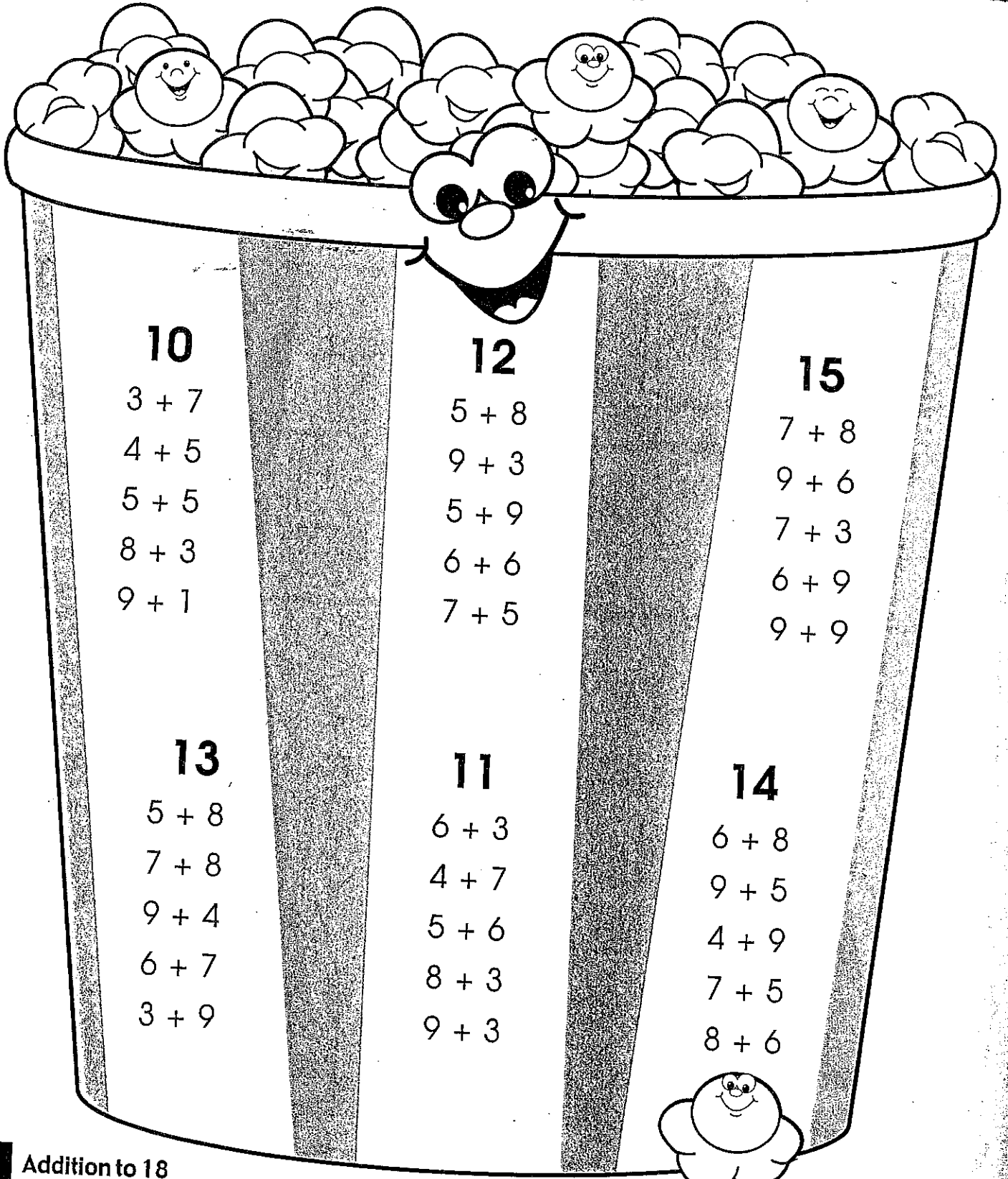
# Plenty of Popcorn



Look at the big number.

Circle **3** ways to make that number.

Miss Wright  
Math choice 2



Miss Wright

Name: \_\_\_\_\_

Math choice 3

Monday

**MATH** 28

Practice

April 27-May 1

1. 
$$\begin{array}{r} 13 \\ - 5 \\ \hline \end{array}$$

2. 2 4 6 \_\_\_\_\_

3. 
$$\begin{array}{r} 12 \\ - 2 \\ \hline \end{array}$$

4. Write the number.

nine \_\_\_\_\_ one \_\_\_\_\_

six \_\_\_\_\_ four \_\_\_\_\_

5. If John eats  $\frac{1}{2}$  of his sandwich for lunch and  $\frac{1}{2}$  of his sandwich for snack after school, how much is left?

\_\_\_\_\_

Name: \_\_\_\_\_

Tuesday

**MATH** 28

Practice

1.  $6 + 3 + 2 =$  \_\_\_\_\_

2.  $30 + 40 =$  \_\_\_\_\_

3. What comes next?

○△△○△△○ \_\_\_\_\_

4. Tally to show 37.

5. The block tower has four blocks on the base, three blocks on the next two levels, and one block on top. How many blocks are in the tower?

\_\_\_\_\_ blocks

Miss Wright

Name: \_\_\_\_\_

Math choice 3

Wednesday

MATH



Practice

April 27-May 1

1.  $7 + 4 =$  \_\_\_\_\_

2.  $5 + 6 =$  \_\_\_\_\_

3. Mr. Brown asked 5 students to each bring 2 books they had written to the PTA meeting. How many books did Mr. Brown ask for?  
\_\_\_\_\_ books

4. Write the time.



\_\_\_\_\_ o'clock

5.  $17 + 4 = 21$ , so  
 $21 - 4 =$  \_\_\_\_\_.

Name: \_\_\_\_\_

Thursday

MATH



Practice

1.  $9 + 5 =$  \_\_\_\_\_

2.  $15 + 0 =$  \_\_\_\_\_

3. Six cars parked in the first row. Seven cars parked in the second row. Five cars parked in the third row. Which row had the most cars?  
\_\_\_\_\_ row

4. Write a number sentence.




\_\_\_\_\_  \_\_\_\_\_ = \_\_\_\_\_

5.  $8 > 6$   
yes no

Name: \_\_\_\_\_

### Super Scoops

 = 1 student



vanilla



chocolate



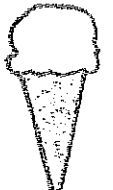
mint



cookies n cream



butter brickle



strawberry

How many students like ice cream? \_\_\_\_\_ students

Which flavor is most popular? \_\_\_\_\_

Do more students like mint and strawberry together or vanilla? \_\_\_\_\_

What is your favorite flavor? \_\_\_\_\_

Miss Wright


Math choice 3 April 27-May 1




Name \_\_\_\_\_

Writing #2

# Opinion Writing



or



Do you like tacos or hot dogs?

I like

\_\_\_\_\_  
\_\_\_\_\_  
\_\_\_\_\_

because

\_\_\_\_\_  
\_\_\_\_\_  
\_\_\_\_\_

\_\_\_\_\_  
\_\_\_\_\_  
\_\_\_\_\_  
\_\_\_\_\_  
\_\_\_\_\_  
\_\_\_\_\_  
\_\_\_\_\_  
\_\_\_\_\_  
\_\_\_\_\_  
\_\_\_\_\_



# LET'S HAVE SOME FUN!

Hey, friends!  
How have you been?  
I miss you a ton,  
So let's have some fun!

I've come to see you,  
And although I'm small,  
You can show me around-  
We'll have a ball!

Write me a story  
To tell what we did.  
Read a story, play a game-  
It's up to you kid!

Then send it to me  
By the way of email.  
Post a picture on Facebook-  
Don't forget to add detail!

I can't wait to hear from you,  
I miss you SO bad!  
I love you, sweet friend!  
Hearing from you will make me so glad!!



Miss Wright



**DIRECTIONS:** Please have your child cut out the mini Miss Wright posted above, then take a picture of them with it. Next, have your child write about what they did with mini Miss Wright. Finally, share the picture on our Facebook page or email it to [rachel.wright@oakland5.org](mailto:rachel.wright@oakland5.org).

Miss Wright  
writing choice 3

April 27-May 1

The adventures of Miss Wright and \_\_\_\_\_

Lined writing area consisting of 18 horizontal lines.

Miss Wright  
writing choice 3

April 27-May 1

Name \_\_\_\_\_

Miss Wright

April 27-May 1

Phonics choice 1


# Greedy Little Bunny

written by: Nicolette Lennert

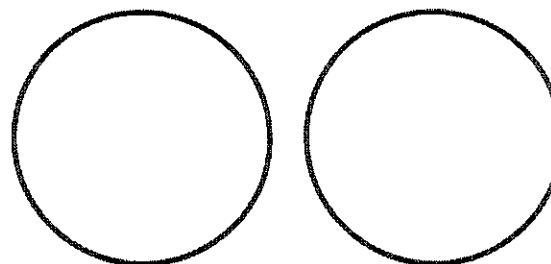
Get out of my garden  
you greedy little bunny!  
You're making a mess!  
It's really not funny!

Stop chomping my lettuce  
my flowers, and peas!  
Go back in your burrow  
beneath the trees

## Rhyme Time!

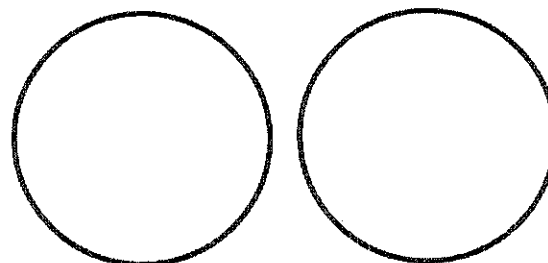


Rhyming Pair #1




Can you think of more words that rhyme with this pair?

Rhyming Pair #2



Can you think of more words that rhyme with this pair?



# Spring

## Compound Words

Pull out your flip flops and make spring compound words.



\_\_\_\_\_



\_\_\_\_\_



\_\_\_\_\_



\_\_\_\_\_



\_\_\_\_\_



\_\_\_\_\_



\_\_\_\_\_



\_\_\_\_\_




\_\_\_\_\_



\_\_\_\_\_

Name \_\_\_\_\_

©cindy saucer



example







1. Pick one of the following words and write it in the circle of the flower.

Sun House Ball Door

2. Record a word in each petal to make a compound word.

3. Color each piece and cut out to make a flower.

See example!



April 27 - May 1

Miss Wright

Phonics

Name \_\_\_\_\_

Games, books, brushes,  
Sandwiches and candy bars.  
What other things shall I pack  
For a spaceship trip to Mars?



### RULE

When **s** or **es** is added to a word it forms the plural. Plural means "more than one." If a word ends in **x, z, ss, sh,** or **ch,** usually add **es** to make it mean more than one. For other words just add **s.**

one brush                      two **brushes**  
one sandwich                many **sandwiches**  
one book                        three **books**

Circle the word that will finish each sentence. Print it on the line.


1 At the zoo we saw some  
seal                seals



2 We like to eat fresh  
peach            peaches



3 We have toys in three  
box                boxes



4 June will use a  
brush            brushes



5 Ed's mom gave him a  
cap                caps



6 Just look at those  
dog                dogs



7 Look at those shiny  
star                stars



8 The box was used for  
mitten           mittens



## Miss Wright's List

1. 3 books to read
2. 2 puzzles
3. 2 boxes of clay
4. 6 paintbrushes

Here is a list I made. I underlined the base word and then I added s or es.

## \_\_\_\_\_ List

1. 7 apple\_\_\_\_\_
2. 5 peach\_\_\_\_\_
3. 4 sandwich\_\_\_\_
4. 2 bunch\_\_\_ of grapes

I've made a list for you to try. Put your name at the top and then finish each word by adding s or es.

## \_\_\_\_\_ List

1. \_\_\_\_\_
2. \_\_\_\_\_
3. \_\_\_\_\_
4. \_\_\_\_\_

Make a list of your own. Make sure it is more than one of each item so you can practice using s or es.

Miss Wright

Phonics choice #3 April 27-May 1

Choice #3  
Wright

Daily Language Review

Name:

Monday



April 27  
May 1

Write two words in the -ent family.

1. \_\_\_\_\_ent \_\_\_\_\_ent

Circle the words that need capital letters.

2. bambi horse mickey mouse boy

3. home washington united states farm

Underline the sentence.


4. miss browns key is on the table



Daily Language Review

Name:

Tuesday



Circle the words that rhyme with boy.

1. toy joy Roy bow

Which word is spelled correctly?

2. lik like lyke lic

3. thes thez this thisth

Underline the sentence.

4. tommy wants to see michael jordan






Daily Language Review

Name: \_\_\_\_\_

Friday



Write a sentence to answer each question.

1. What do you like to eat?

\_\_\_\_\_

2. What is your favorite color?

\_\_\_\_\_

3. What will you do this weekend?

\_\_\_\_\_

4. Write your own question. Have someone tell you their answer.

\_\_\_\_\_



Miss Wright

choice 3 April 27-May 1

**Week of April 27-May 1, 2020**  
**K-1 PE**  
**Coach Kappy**

Please pick 3 out of the 5 activities to do for the week. Please email me a picture of your child completing the activities and the dates or email me a description of the activities. You or your child may also write a few sentences about the activity and submit to the homework box located in the Lake Crest foyer.

Please email me at [jenny.kapraun-veach@oakland5.org](mailto:jenny.kapraun-veach@oakland5.org) or call the school and leave a message, and I will give you a call as soon as I can.

<b>Class</b>	<b>Choice 1</b>	<b>Choice 2</b>	<b>Choice 3</b>	<b>Choice 4</b>	<b>Choice 5</b>
Kindergarten/ 1st Grade	Do a exercise video	Play basketball for 15-20 minutes.	Go on a walk with your family or with a parent for 15-20 minutes	Help your parents with yard work	Ride your bicycle for 15-20 minutes.

**Week of April 20-May 1, 2020**  
**1st Grade Art**  
**Mrs. Sweeney**

Please pick 1 out of the 3 activities to complete every other week. Please email me a picture of your child completing the activities or submit the activity to the homework box located in the Lake Crest foyer. Some of the art projects require supplies. Please feel free to improvise if you do not have the required supplies, or reach out to me or the office and we will work together to get you what we need. Some basic supplies will be available for pick-up in the Lake Crest foyer.

Please email me at [jill.sweeney@oakland5.org](mailto:jill.sweeney@oakland5.org) or call the school and leave a message, and I will give you a call as soon as I can.

My Office Hours: Monday – 8-10am

Tuesday – 10-12am

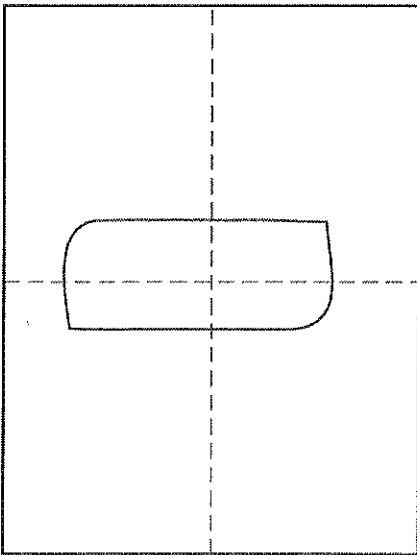
Wednesday – 8-10am

School Office Hours: Monday – Thursday 7:30-11:30

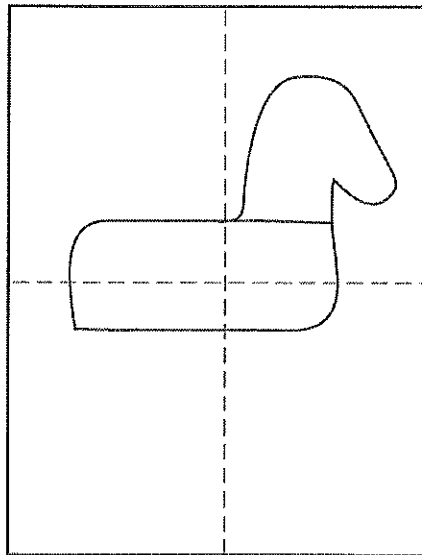
<b>Class</b>	<b>Choice 1</b>	<b>Choice 2</b>	<b>Choice 3</b>
1st Grade	Zebra Drawing	Cardinal Drawing	Paper Chain Snake

# Draw a Zebra

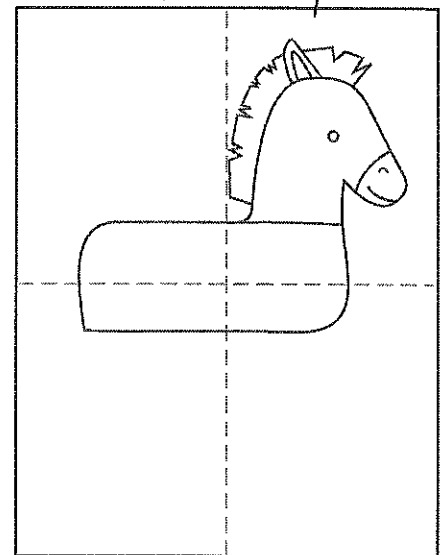
1st/Art/April 20-May 1  
Sweeney 144




1. Draw the torso of the body




2. Add the head above.




3. Draw an ear, mane, eye, mouth.




4. Draw two side legs.




5. Add two legs on the far side.




6. Draw a hoof of each leg, and tail.



7. Start the triangle stripes.



8. Finish the stripes and background.

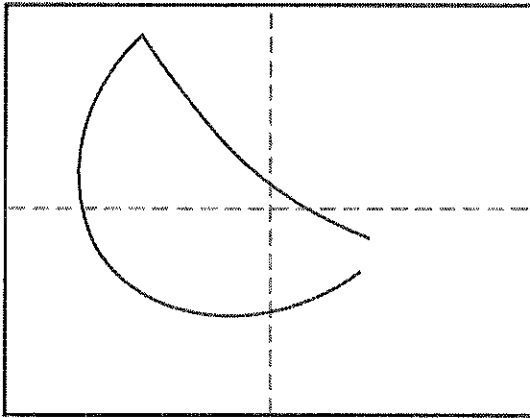


9. Trace with a marker and color.

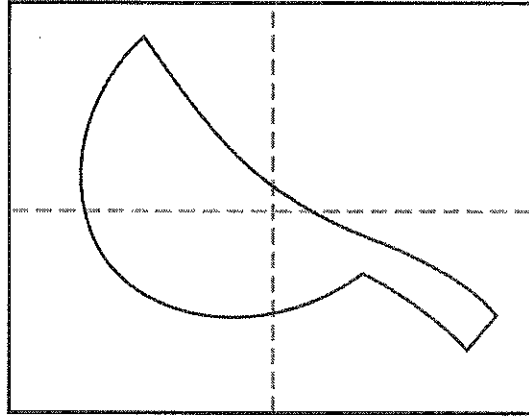


1st/Art/April 20 - May 1

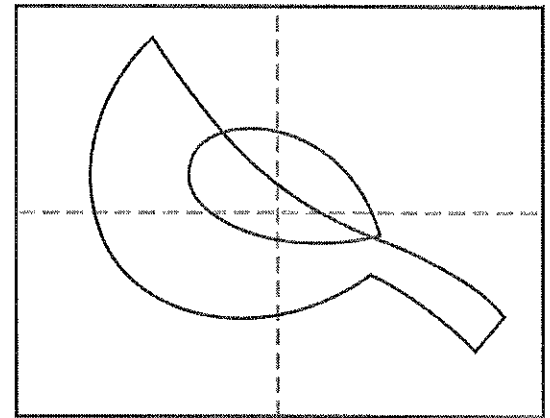
## Draw a Cardinal



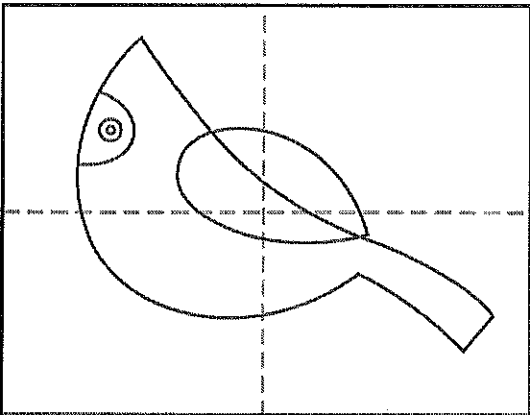
1. Start the bird body.



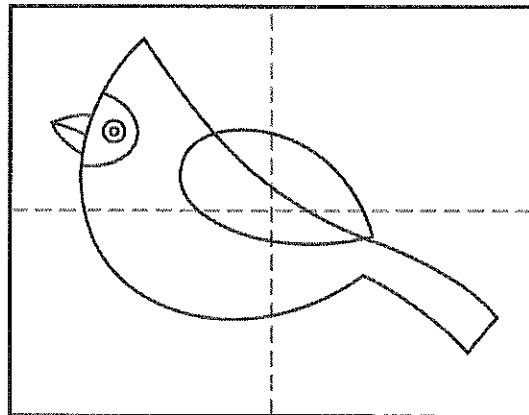
2. Add a tail.



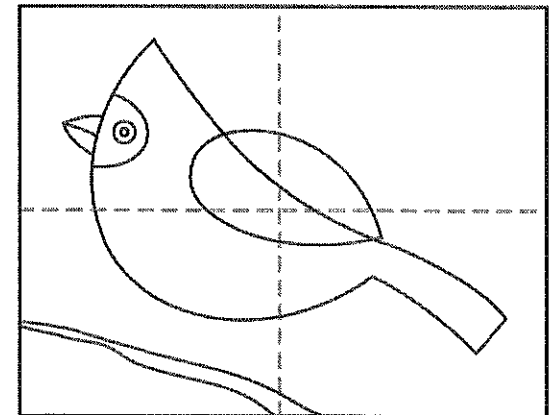
3. Draw a wing.



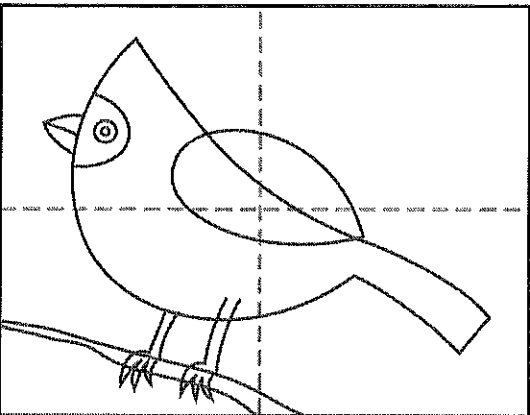
4. Draw the half circle mask and eye.



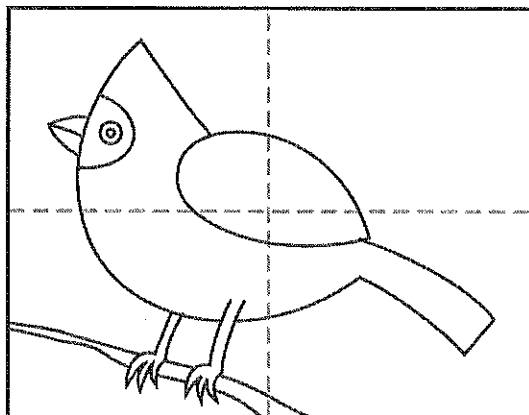
5. Add a beak.




6. Draw an angled branch.



7. Add legs that connect body and branch.



8. Erase the body line inside the wing.



9. Trace, color, draw snowflakes and paint or color.

1st grade art

7/27/2019

7/27/2019





# HOW TO MAKE A PAPER CHAIN SNAKE

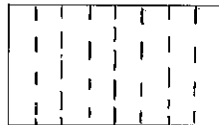


## SUPPLIES:

- Green Card Stock (2 sheets) or available paper/colors
- Yellow Card Stock or what is available
- Scissors
- Stapler and Staples
- Glue
- Googly Eyes optional
- 

## DIRECTIONS:

1. Fold one sheet of the green card stock in eighths for 8.5" strips. I had my children fold the paper in half and then fold it in half again. Then, they folded the piece of paper in half again to create eight sections.



2. Repeat Step 1 using the yellow sheet of card stock.
3. Cut on the lines of both the yellow and green pieces of card stock so you have eight strips of paper for each color.
4. Fold a green strip of paper around and staple it. Loop a yellow strip through the green hoop and staple it. Repeat the process till all of the strips of paper have been used.

5. Cut one large and one small rounded triangle out of the other sheet of green card stock.
6. Glue the large triangle onto the end of the paper chain for the snake's head.
7. Glue the small triangle onto the other end of the paper chain for the snake's tail.
8. Glue the googly eyes onto the large triangle or black crayon.
9. Glue a red strip of paper on for the snake's tongue.

# Weeks of April 20-30, 2020

## April Lee

Hello, again! I hope things are going as smoothly as possible for you and yours during these stay-at-home weeks. Reconnecting with our families is so precious.

In addition to the Options below, I have created a Facebook group called Lake Crest Music. I believe I have invited everyone K-5. Each day or so I try to find some activity we can do together. Send me an email or make a comment if you liked a particular activity.

To complete Option #1, students will need a crayon of any color; Option #2, a pencil; Option #3, a pencil and some creative imagination. :)

Their work is due April 30th. Remember they are to do Art one week and Music the other.


My "office hours" are from 10:00 a.m. to noon on Mondays, Wednesdays, & Thursdays, but you can email me anytime with questions or concerns at [april.lee@oakland5.org](mailto:april.lee@oakland5.org).

<b>Class</b>	<b>Choice 1</b>	<b>Choice 2</b>	<b>Choice 3 (Enrichment)</b>
1st Grade Music	Rhythm Hidden Picture	Footwear Rhythm Pattern	Apple Tree Lyrics

Name \_\_\_\_\_ Class \_\_\_\_\_

### Grade 1 MUSIC: RHYTHM HIDDEN PICTURE

Color all of the QUARTER NOTES the same color to reveal a picture!



Name: \_\_\_\_\_ Class: \_\_\_\_\_

Compose your own shoe pattern in the shoebox.



flip flop



tennis shoe



penny loafer



boot



Shoebox template with four horizontal lines for writing shoe patterns.

Shoebox template with four horizontal lines for writing shoe patterns.

Name \_\_\_\_\_  
Class \_\_\_\_\_

# Apple Tree Lyrics Sheet

Directions:  
Fill out the missing lyrics.

Apple \_\_\_\_\_, apple \_\_\_\_\_,

Will your \_\_\_\_\_ fall on \_\_\_\_\_?

I won't \_\_\_\_\_ and I won't \_\_\_\_\_,

If your apples knock me \_\_\_\_\_!

Now create your own song  
by putting new words in the blanks!  
Copy your song in the space below. 😊

